




# 202 SERIES HPA

Designed for cylinders, hand pumps and similar high hydraulic applications.  
Ball or Poppet valve closing system available.  
NPTF Threads. Other threads upon request.

## • Materials

	CARBON STEEL	STAINLESS STEEL
<b>Body</b>	Carbon Steel EN-10277-3	AISI 316L
<b>Seals</b>	NBR, Viton or EPDM	NBR, Viton or EPDM
<b>Balls</b>	AISI 1010/1015	AISI316 W. 14401
<b>Springs</b>	Carbon Steel DIN 17233/84(B)	AISI302 DIN 17224

## • Working temperature (Seals)

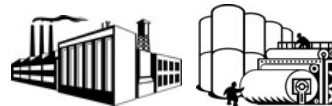
	NBR	Viton	EPDM
	+100°C	+200°C	+150°C
	-30°C	-10°C	-40°C

• **Applications:** Designed for Oil hydraulic Applications according to European Directive 97.23.EC

## • Equivalence:

ENERPAC C-604  
CEJN 230  
PARKER 3000

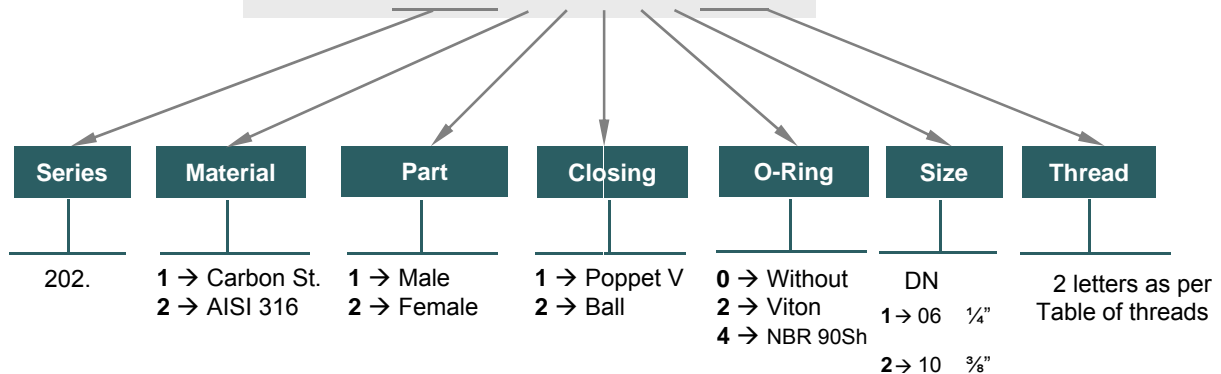
## • Sectors: Industrial



## MODEL STRUCTURE

Example;

**202. 12242 BN**



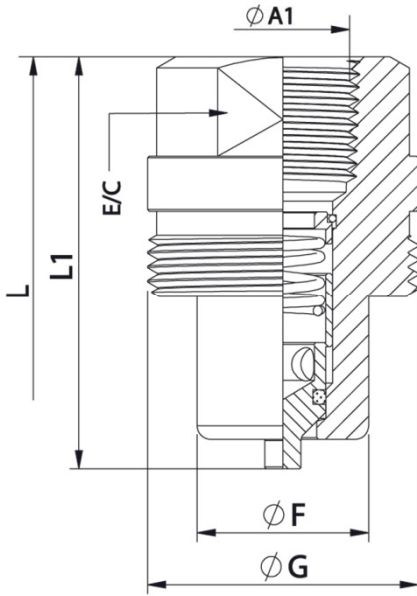
**202-1**






# 202 SERIES


## HPA POPPET VALVE

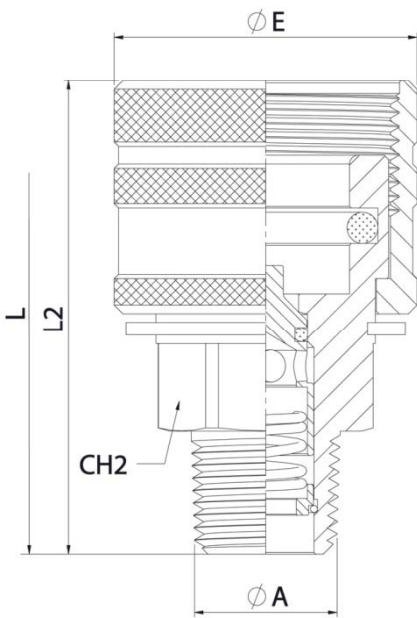


### STANDARD *FEMALE* MODELS


DN	ØA1	REF.		E/C	ØG	L1	ØF	L
06	1/4" NPTF	202.11141BB	1200Bar	*	*	*	*	*
10	3/8" NPTF	202.11142BC	1200Bar	24	1 3/16" UN	38,88	18,99	72,75

### STAINLESS STEEL *FEMALE* MODELS


DN	ØA1	REF.		E/C	ØG	L1	ØF	L
06	1/4" NPTF	202.21121BB	1200Bar	*	*	*	*	*
10	3/8" NPTF	202.21122BC	1200Bar	24	1 3/16" UN	42,50	18,99	72,75



### STANDARD *MALE* MODELS

DN	ØA	REF.		CH2	L2	ØE	L
06	1/4" NPTF M.	202.12141BM	1200Bar	*	*	*	*
10	3/8" NPTF M.	202.12142BN	1200Bar	22	45,50	34,50	72,75

### STAINLESS STEEL *MALE* MODELS

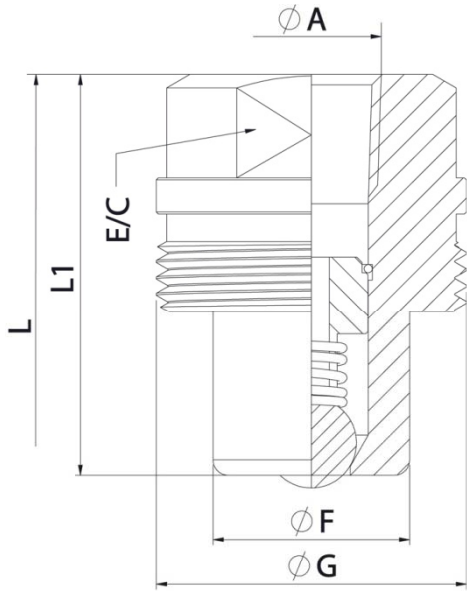
DN	ØA	REF.		CH2	L2	ØE	L
06	1/4" NPTF M.	202.22121BM	1200Bar	*	*	*	*
10	3/8" NPTF M.	202.22122BN	1200Bar	22	45,50	34,50	72,75




# 202 SERIES

## HPA BALL VALVE


BALL VALVE

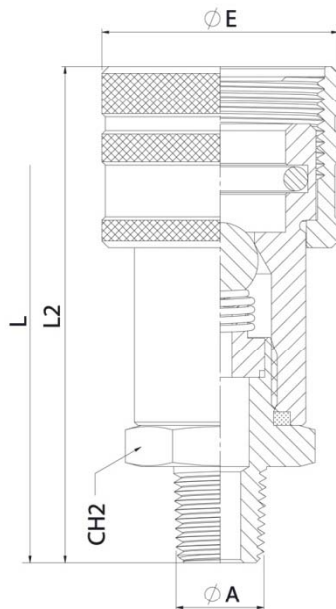


### STANDARD *MALE* MODELS


DN	ØA	REF.		E/C	ØG	L1	ØF	L
06	1/4" NPTF	202.11201BB	700Bar	19	1"UN	34	15,85	75,5
10	3/8" NPTF	202.11202BC	700Bar	24	1 3/16" UN	38,88	18,99	87,14

### STAINLESS STEEL *MALE* MODELS


DN	ØA	REF.		E/C	ØG	L1	ØF	L
06	1/4" NPTF	202.21201BB	700Bar	19	1"UN	34	15,85	75,5
10	3/8" NPTF	202.21202BC	700Bar	24	1 3/16" UN	38,88	18,99	87,14



### STANDARD *FEMALE* MODELS

DN	ØA	REF.		CH2	L2	ØD	L
06	1/4" NPTF M.	202.12241BM	700Bar	19	53	30	75,5
10	3/8" NPTF M.	202.12242BN	700Bar	24	64	34,50	87,14

### STAINLESS STEEL *FEMALE* MODELS

DN	ØA	REF.		CH2	L2	ØD	L
06	1/4" NPTF M.	202.22221BM	700Bar	19	53	30	75,5
10	3/8" NPTF M.	202.22222BN	700Bar	24	64	34,50	87,14



# 202 SERIES HPA

PLUGS  
& CAPS

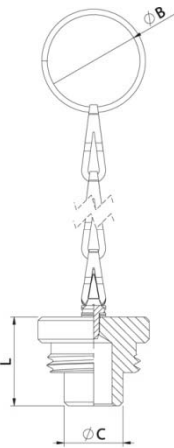
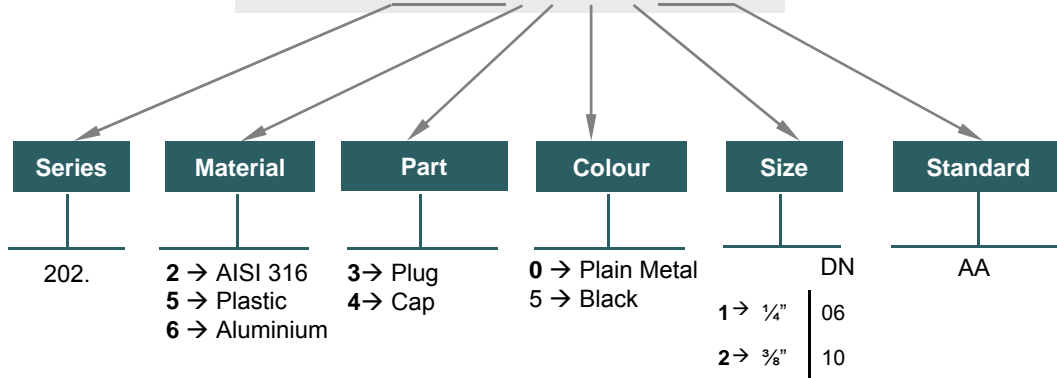


HPA SERIES PLUGS and CAPS have been designed to protect FEMALE (coupler) or MALE (nipple) parts while they are disconnected.

## MODEL STRUCTURE

Example;

### 202.6302 AA

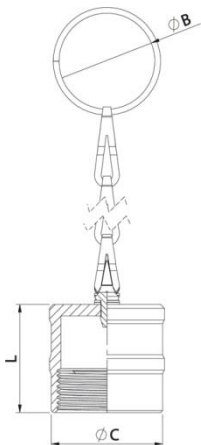


#### METAL PLUG

DN	ALUMINIUM	AISI 316	ØC	L	ØB
06	202.6301AA	202.2301AA	15,85	24	25
10	202.6302AA	202.2302AA	19	28	30

#### PLASTIC PLUG

DN	PLASTIC	ØC	L	ØB
06	202.5351AA	15,7	24	25
10	202.5352AA	19	28	30



#### METAL CAP

DN	ALUMINIUM	AISI 316	ØC	L	ØB
06	202.6401AA	202.2401AA	29	28	25
10	202.6402AA	202.2402AA	34	34	30

#### PLASTIC PLUG

DN	PLASTIC	ØC	L	ØB
06	202.5451AA	15,7	24	25
10	202.5452AA	19	28	30